



# AE2

## Solar Street Light

AE2 solar lights absorb energy from our sun and turn it into area illumination when it is dark. Their integrated photo voltaic module, micro controller and lithium battery combine with high output LEDs and a human infrared sensor to achieve multiple features such as low power consumption with high luminance. Their design delivers a long lifespan with minimal maintenance and provides a complete solution for off-grid or remote applications. IP65 rated components ensure endurance against harsh weather and keep AE2 solar lights free from corrosion and premature failure. Leadsun wishes your enjoyment of this highly innovative product and thanks you for helping conserve this planet's resources by using products that reduce the consumption of earth's resources.

### Features and Benefits

- Patent pending integrated design.
- Solar powered outdoor lighting
- Easy installation. No cable needed.
- Using LifePO4 battery to prolong product life and protect environment.
- Light output can be adjusted automatically by a built-in infrared sensor.
- Modularity design. Easy assemble and maintenance.
- Compact volume and light weight design saves freight cost and installation cost
- Rust-proof, dustproof and waterproof.
- Safety and reliability.
- Three years warranty.

# Technical Data of **Bat Wing**

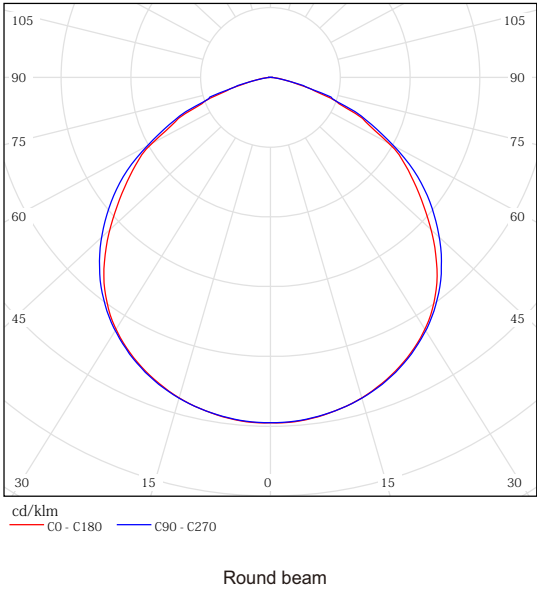
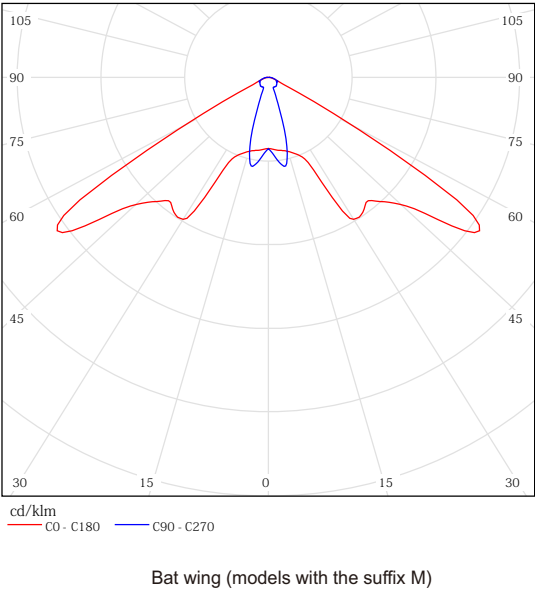
P/N		AST1205M	AST1208M	AST1805M	AST1808M	AST2505M	AST2510M	AST3612M	AST3616M
Physical Specification									
Light Source		5W LED lamp	8W LED lamp	5W LED lamp	8W LED lamp	5W LED lamp	10W LED lamp	12W LED lamp	16W LED lamp
Solar Module		12W	12W	18W	18W	25W	25W	36W	36W
LiFePO4 Battery		Internal							
AC Input		Optional							
PIR Sensor		Yes							
Over-load/Over-charge/ Over-discharge Protection		Yes							
Dimension		592(L) × 306(W) × 59(T)mm		712(L) × 306(W) × 59(T)mm		842(L) × 306(W) × 59(T)mm		1143(L) × 306(W) × 59(T)mm	
Net Weight		6.6kg	6.6kg	7.7kg	7.7kg	8.9kg	8.9kg	12.5kg	12.5kg
Light Output									
Luminous flux (typ.)	Bright Mode:	497lm	756lm	497lm	756lm	497lm	990lm	1146lm	1524lm
	Dim Mode:	198lm	300lm	198lm	300lm	198lm	396lm	400lm	609lm
Beam Type		Bat wing							
Visual Angle		130°							
Color Temperature		5000K-6000K							
Light Photosensitivity (typ.)		30 lx							
Working Time*	Bright Mode:	≥10hrs	≥6.5hrs	≥14hrs	≥9.5hrs	≥14hrs	≥9.5hrs	≥10hrs	≥8hrs
	Dim Mode:	≥30hrs	≥19hrs	≥42hrs	≥28hrs	≥42hrs	≥28hrs	≥30hrs	≥24hrs
Environmental Rating									
Work Temperature	Charge Temp.	0℃~+60℃							
	Discharge Temp.	-20℃~+60℃							
Storage Temperature		-20℃~+45℃							
IP Rate		IP65							
Installation									
Recommended Installation Height Range		2.5~3m	3~4m	2.5~3m	3~4m	2.5~3m	3~4m	3~5m	4~6m
Recommended Installation Distance of Poles Range		8~10m	10~12m	8~10m	10~12m	8~10m	12~15m	15~18m	18~22m

# Technical Data of **Round Beam**

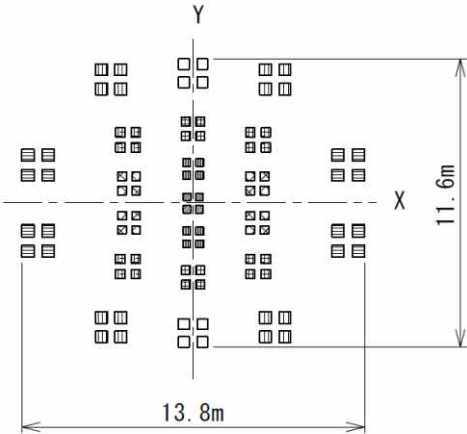
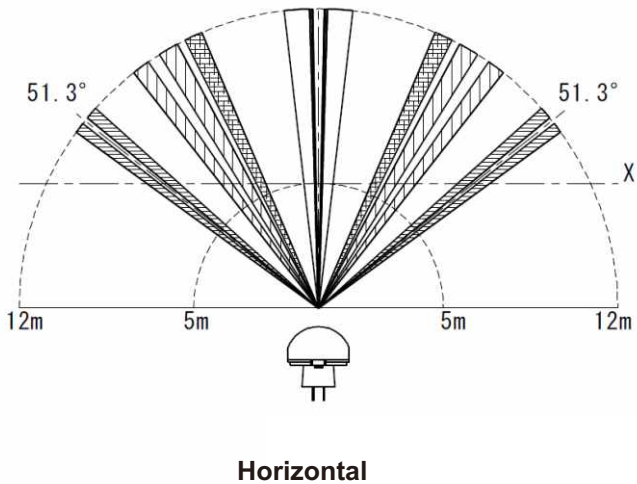
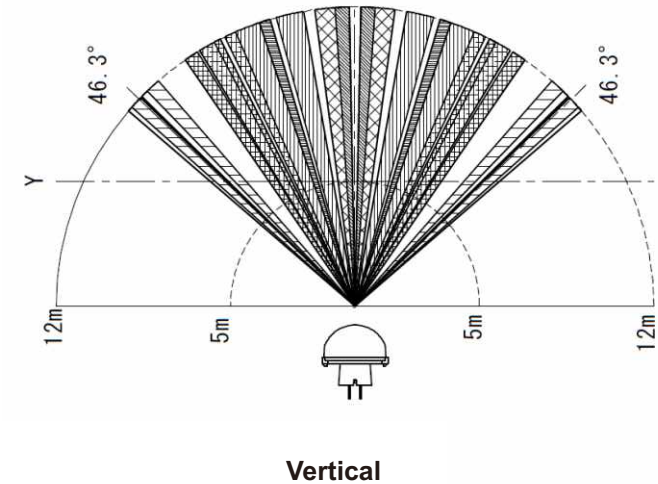
P/N		AST1205	AST1208	AST1805	AST1808	AST2505	AST2510	AST3612	AST3616
Physical Specification									
Light Source		5W LED lamp	8W LED lamp	5W LED lamp	8W LED lamp	5W LED lamp	10W LED lamp	12W LED lamp	16W LED lamp
Solar Module		12W	12W	18W	18W	25W	25W	36W	36W
LiFePO4 Battery		Internal							
AC Input		Optional							
PIR Sensor		Yes							
Over-load/Over-charge/ Over-discharge Protection		Yes							
Dimension		592(L) × 306(W) × 59(T)mm		712(L) × 306(W) × 59(T)mm		842(L) × 306(W) × 59(T)mm		1143(L) × 306(W) × 59(T)mm	
Net Weight		6.6kg	6.6kg	7.7kg	7.7kg	8.9kg	8.9kg	12.5kg	12.5kg
Light Output									
Luminous flux (typ.)	Bright Mode:	578lm	1006lm	578lm	1006lm	578lm	1213lm	1421lm	1800lm
	Dim Mode:	205lm	400lm	205lm	400lm	205lm	485lm	497lm	720lm
Beam Type		Round beam							
Visual Angle		120°							
Color Temperature		5000K-6000K							
Light Photosensitivity (typ.)		30 lx							
Working Time*	Bright Mode:	≥10hrs	≥6.5hrs	≥14hrs	≥9.5hrs	≥14hrs	≥9.5hrs	≥10hrs	≥8hrs
	Dim Mode:	≥30hrs	≥19hrs	≥42hrs	≥28hrs	≥42hrs	≥28hrs	≥30hrs	≥24hrs
Environmental Rating									
Work Temperature	Charge Temp.	0℃~+60℃							
	Discharge Temp.	-20℃~+60℃							
Storage Temperature		-20℃~+45℃							
IP Rate		IP65							
Installation									
Recommended Installation Height Range		2.5~3m	3~4m	2.5~3m	3~4m	2.5~3m	3~4m	3~5m	4~6m
Recommended Installation Distance of Poles Range		7~8m	8~10m	7~8m	8~10m	7~8m	10~12m	12~15m	15~18m

\*Working time data as above are based on 8 hours of charging in good sunny days in summer, measured at the latitude 22°, east longitude 113°. Actual working time might be different according to difference of area, season, environment and direction.

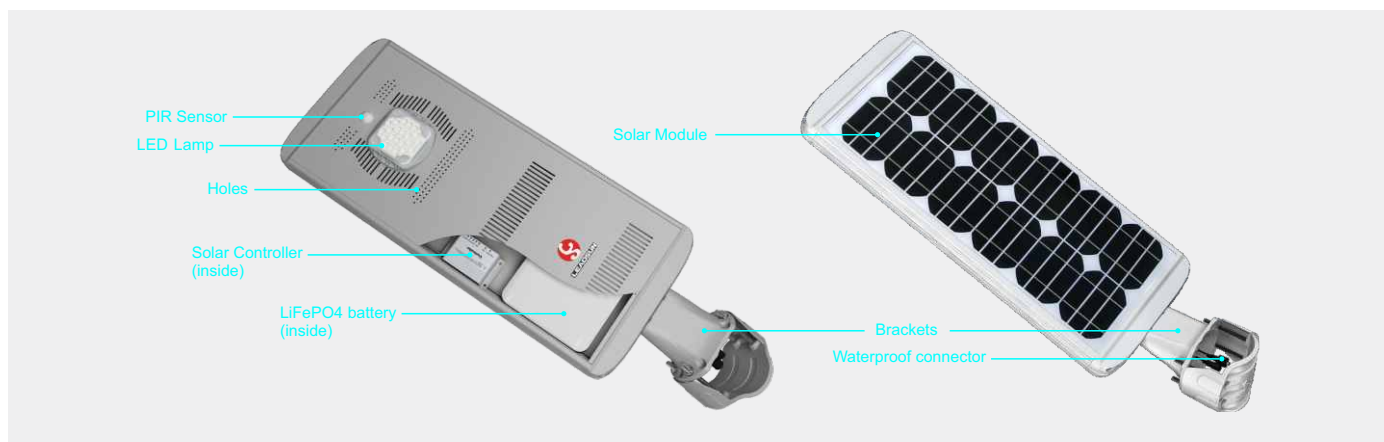
Light Distribution Curve



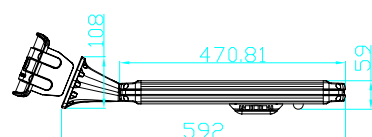
PIR Detection Area



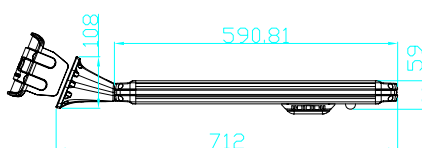
## AE2 Body



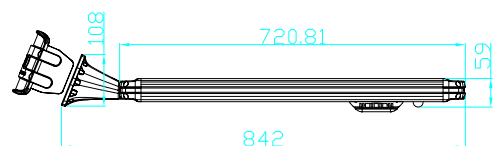
## Physical Dimensions



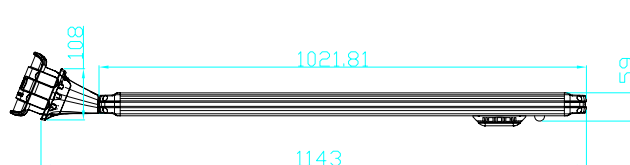
AST1205(M)/AST1208(M)



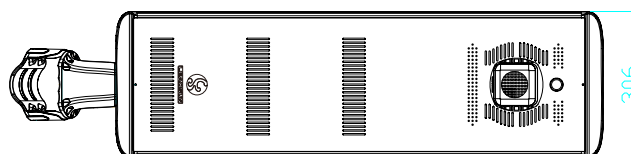

AST1805(M)/AST1808(M)



AST2505(M)/AST2510(M)



AST3612(M)/AST3616(M)



**Leadsun Electronic Technology Co., Ltd.**  
 Tel: 86-756-2289712 Fax: 86-756-8682090  
 E-mail: sales@leadsun.com.cn

LEADSUN Electronics Technology Co., Ltd reserves the rights to amend and improve the product appearance, construction and function without any prior notification. Please make the original product as the standard in case of any difference in description. LEADSUN guarantees that this User Manual has been checked and edited, but does not hold the responsibility for any loss caused.